



tenias

Brochure

*of front loader and implements
for models*



NEW HOLLAND

**DRP System ®
AUTOMATIC LOADER HITCH**



It allows secure and simple loader coupling and uncoupling.

SAFETY VALVES




It regulates the pressure of hydraulics cylinders avoiding over pressures and unexpected breakages.

DETAIL INSIDE ARM



**AUTO LUBRICANT BUSHINGS
IN EACH JOINT**



Bushings in each joint, with greasers in the most problematic areas, ensure the sustainability of the whole.

**DRC System ®
AUTOMATIC HITCH FOR IMPLEMENTS**




Only few seconds are needed to hitch or unhitch implements

DR2B System ® / DR4B System ®



Fast hydraulic plugging with flat tips allowing more cleanliness and plugging with residual pressure.



OPTIONS

**AH System ®
SHOCK ABSORBER**



A good confort is obtained for the user as well as protection for all components during transport.

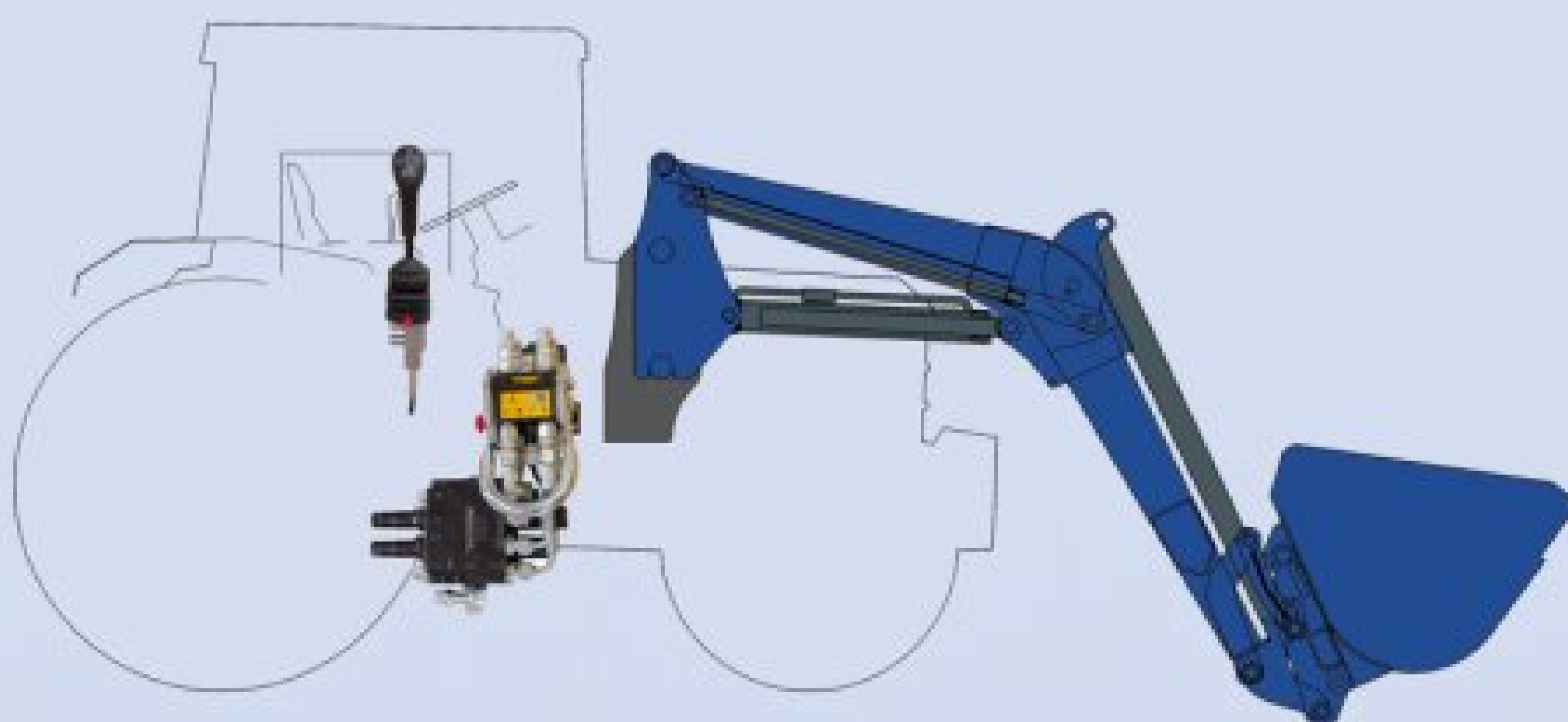


**SERVICE LINE FOR HYDRAULIC
IMPLEMENTS**

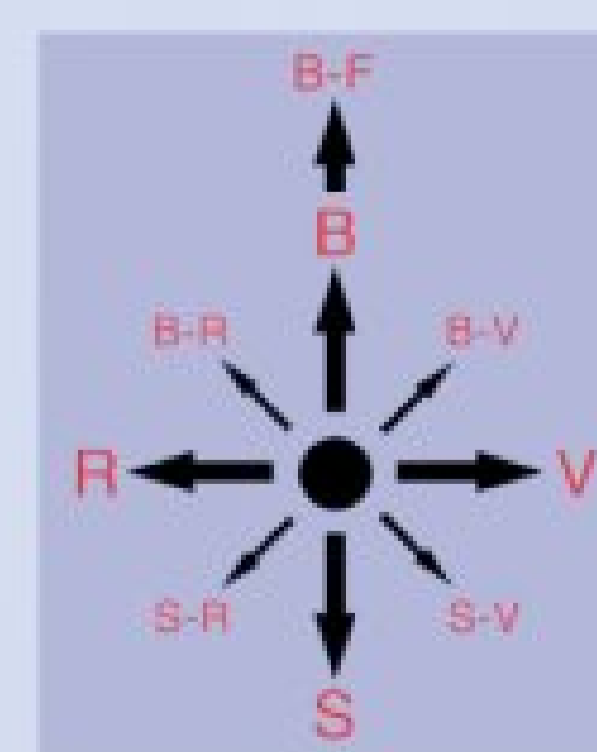


**MS System ®
JOYSTICK**

Operating plan for joystick



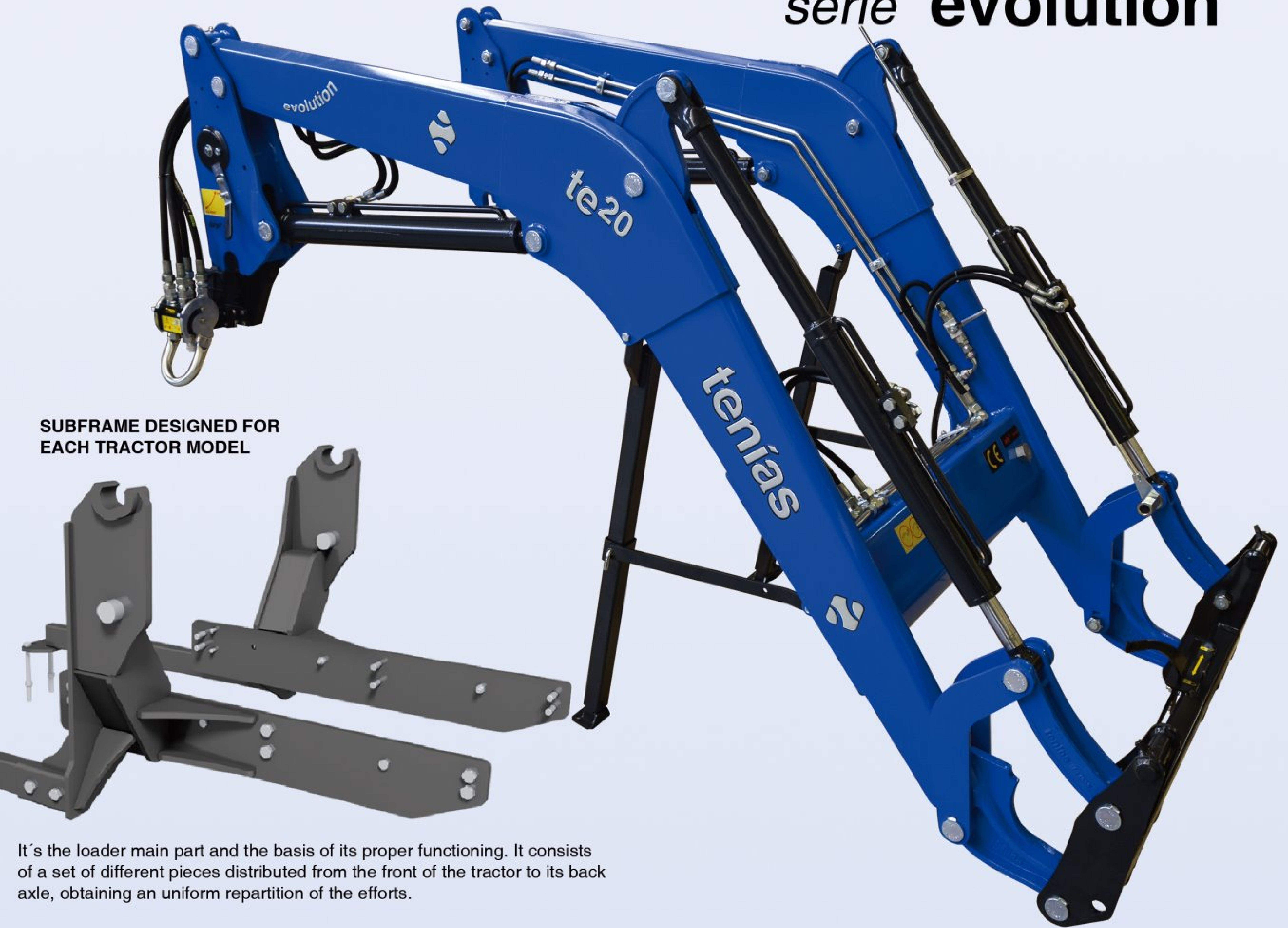
Operated from a joystick that allows two moves simultaneously.



**PAINT FINISH IN
DIFFERENT COLORS**



serie evolution



SUBFRAME DESIGNED FOR EACH TRACTOR MODEL

It's the loader main part and the basis of its proper functioning. It consists of a set of different pieces distributed from the front of the tractor to its back axle, obtaining an uniform repartition of the efforts.

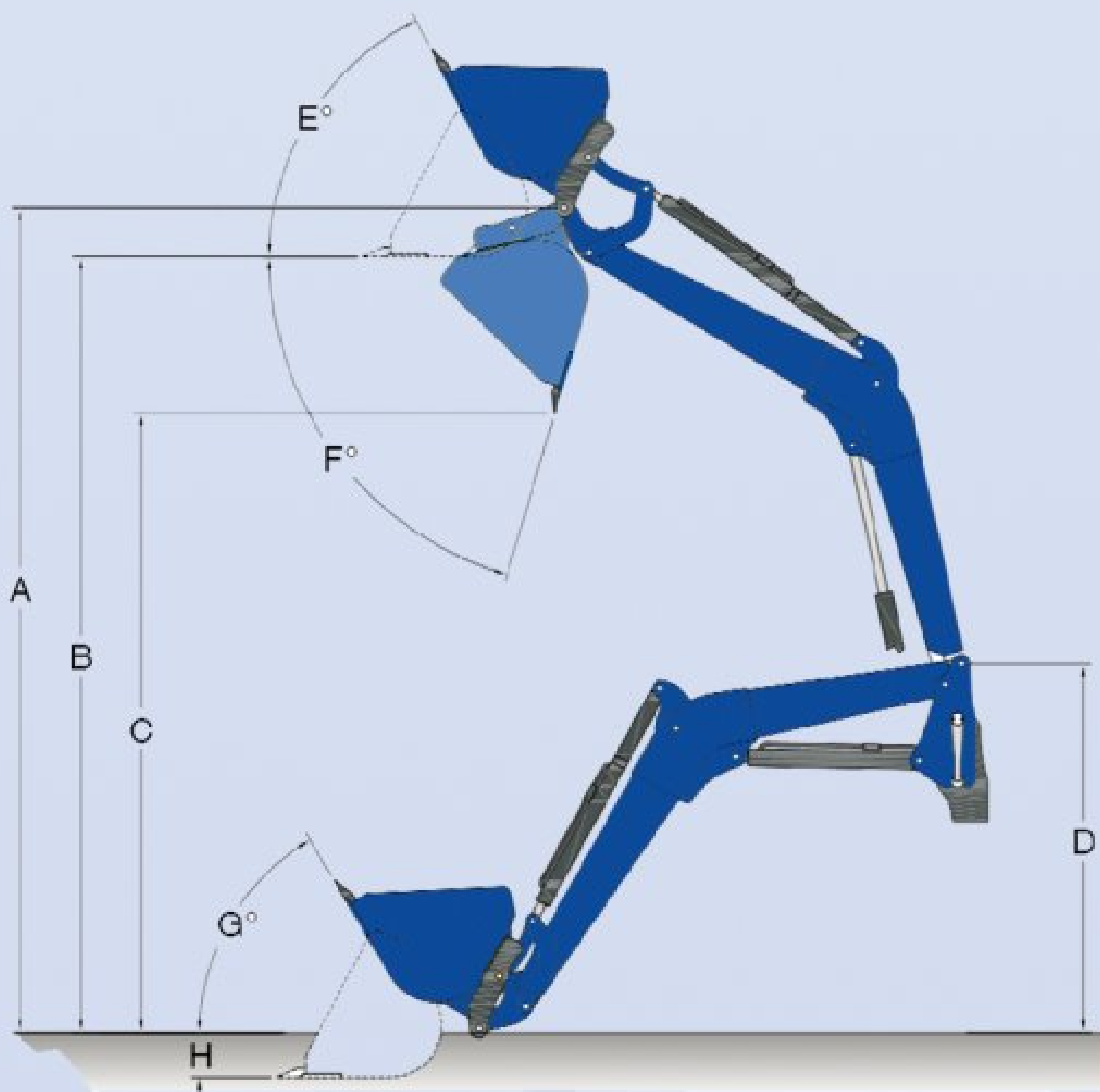
model	te7	te8	te9	te10	te20	te30	te40
-------	-----	-----	-----	------	------	------	------

CONTAIN

- Adaptation
- Arms
- Hydraulic installation (Electrovalve, Distributor or tractor remote control)
- All elements for work (Cylinders, Hoses, Connections, .. etc.)
- DRB standard.

DON'T CONTAIN

- Buckets
- Forks



NOTE: Mesures given can vary according to the tractor model.

Measurements were taken at 190 bar and with a weight placed on pallet fork.

I Start-up power
J Payload at 2,00 mts.
K At max. height

MOD. PALA	A	B	C	D	E	F	G	H	I	J	K
te6	-	-	-	-	-	-	-	-	914 Kgs	-	400 Kgs
te7	2540	2410	1832	1300	55°	78°	49°	149	1024 Kgs	-	724 Kgs
te8	2846	2690	2000	1420	64°	72°	54°	134	1960 Kgs	-	1250 Kgs
te9	3142	2909	2295	1469	64°	75°	57°	211	2044 Kgs	-	1362 Kgs
te10	3720	3484	2887	1706	64°	74°	57°	214	2728 Kgs	2068 Kgs	1628 Kgs
te20	4051	3815	3197	1792	64°	75°	59°	214	2160 Kgs	1824 Kgs	1530 Kgs
te30	4301	4065	3447	1970	62°	74°	57°	214	2858 Kgs	2133 Kgs	1755 Kgs
te40	4564	4327	3708	2140	62°	74°	57°	214	3177 Kgs	2550 Kgs	2215 Kgs

SILAGE SHEARS



WIDTH (mts)	TEETH	GRIP OPENING (mm)	WEIGHT (Kgs)
1,50	13	805	480
1,75	15	805	528

STONE BUCKET



WIDTH (mts)	CAPACITY (liters)	CAPACITY (liters)	WEIGHT
1,75	618	772	284
2,00	707	883	331

MANURE FORK



WIDTH (mts)	TEETH	TINE LENGTH (mm)	WEIGHT (Kgs)
1,50	8	850	163
1,75	9	850	189
2,00	11	850	210
2,20	11	850	258

SUGAR BEET BUCKET



WIDTH (mts)	CAPACITY (liters)	CAPACITY (liters)	WEIGHT
2,00	813	1016	251
2,40	988	1235	326

LOG GRIP



WIDTH (mm)	GRIP OPENING (mm)	CYLINDER INSIDE DIAMETER (mm)	WEIGHT (mm)
1170	930	80	276

HYDRAULIC MANURE FORK



WIDTH (mts)	TEETH	GRIP OPENING (mm)	WEIGHT (Kgs)
1,50	8	1265	297
1,75	9	1265	330
2,00	11	1265	360
2,20	11	1265	410

BUCKET 4 IN 1



WIDTH (mts)	CAPACITY (liters)	CAPACITY (liters)	WEIGHT
1,75	468	585	383
2,00	535	668	438

SILAGE BUCKET "TIBURON"



WIDTH (mts)	CAPACITY (liters)	CAPACITY (liters)	WEIGHT
2,00	1113	1391	520
2,20	1228	1535	542
2,40	1343	1678	570

ROUND BALES FORK



WIDTH (mm)	WIDTH TEETH (mm)	TEETH	WEIGHT (Kgs)
1172	800	2	101

SUGAR CANE GRIP



WIDTH (mm)	OUVERTURE PINCE (mm)	GRIP OPENING (mm)	WEIGHT (Kgs)
1195	970	1265	286

POTATO BUCKET



WIDTH (mts)	CAPACITY (liters)	CAPACITY (liters)	WEIGHT
2,20	1103	1378	363
2,40	1217	1521	396

STANDARD BUCKET



WIDTH (mts)	CAPACITY (liters)	CAPACITY (liters)	WEIGHT
1,25	353	441	169
1,50	423	528	199
1,75	494	617	218
2,00	564	705	260
2,20	621	776	269
2,40	677	846	295

PELICAN BUCKET



WIDTH (mts)	TEETH	GRIP OPENING (mm)	WEIGHT (Kgs)
1,50	8	1165	298
1,75	9	1165	320
2,00	11	1165	374
2,20	11	1165	445

GRAIN BUCKET



WIDTH (mts)	CAPACITY (litros)	CAPACITY (litros)	WEIGHT (Kgs)
1,80	812	1015	277
2,00	903	1128	298
2,20	993	1241	319
2,40	1083	1353	340

High-tip option

SILAGE BUCKET



WIDTH (mts)	CAPACITY (liters)	CAPACITY (liters)	WEIGHT
2,00	903	1128	484
2,40	1083	1353	566

SQUARE BALES FORK



WIDTH (mm)	HEIGHT (mm)	TEETH	WEIGHT (Kgs)
1775	1350	5	224

SLIDING SQUARE BALES FORK



WIDTH (mm)	HEIGHT (mm)	TEETH	WEIGHT (Kgs)
1775	1350	5	327

SIDE-SHIFT PALET FORK



ALLOWED WEIGHT (Kgs)	TINE LENGTH (mm)	MAX. TINE WIDTH DENT (mm)	WEIGHT (Kgs)
1500	1225	1060	290

Side Dump option

WRAPPED ROUND BALES GRIP (economic)



WIDTH (mts)	TEETH OPEN (mm)	TEETH CLOSED (mm)	WEIGHT (Kgs)
1,16	2080	70	150

STANDARD PALET FORK



ALLOWED WEIGHT (Kgs)	TINE LENGTH (mm)	MAX. TINE WIDTH DENT (mm)	WEIGHT (Kgs)
1500	1240	1065	173

WRAPPED ROUND BALES GRIP



WIDTH (mm)	TEETH OPEN (mm)	TEETH CLOSED (mm)	WEIGHT (Kgs)
1312	1305	2640	282

MODELO DE TRACTOR	serie	MODELO DE PALA						serie 300	OBS.
		te7	te8	te9	te10	te20	te30		
3.50	TD		●					B00	
45	TCE	●						B000	18
50 F	T3	●							
55 ST-DT	TT			●				B0	
60	TNA			●				B1	
60	TNDA				●			B1	31
60	TNVA			●				B0	
65	TD5				●			B1	
65	TN				●			B1	31
65	TNV			●				B0	
65 F	T3	●							
70	66			●				B0	
70	76			●				B0	
70	TN				●			B1	1-31
70 ST-DT	TL				●			B1	
70	TLA				●			B1	
70	TNA			●				B1	
70 Supersteer	TNNA				●			B1	19
70 F	TD4	●						B00	
75 ST	TT			●				B0	
75	TD5				●			B1	
75	TN				●			B1	1-31
75 F	T3	●							
75 F	T4				●			B1	18
75	TNA			●				B1	9
75	TND				●			B1	31
75	TNFA				●			B1	18
75	TNN			●				B0	
75 Supersteer	TNNA			●				B1	19
75 Supersteer	TNS					●		B2	19-31
75 Supersteer	TNSA					●		B2	19-31
75	TNV			●				B0	
75	TN				●			B1	
80	TD				●			B1	
80	TDD				●			B1	
80	TDD				●			B1	31
80 ST-DT	TL				●			B1	
80	TLA				●			B1	
80 F	TD4	●						B00	
85	TDD				●			B1	
85 F	T4				●			B1	7-18-24-25
85 N	T4			●				B0	7-18-24-25
85 MULTIFUNCION Julio2014	T4				●			B1	7-18-24-25
85	TDD				●			B1	31
85	TD5				●			B1	
85 T4	TD5				●			B1	7-18
85	TNA				●			B1	1
85 ST Viñas	TDD				●			B1	31
85	TNDA				●			B1	
85	TNFA				●			B1	18
85 Supersteer	TNSA					●		B2	19
85	TDD				●			B1	31
90	TD				●			B1	
90	TDD				●			B1	
90	TS					●		B2	
90	TLA				●			B2	
90	TDD				●			B1	31
90 ST-DT	TL				●			B1	
90 ST-DT	TS					●		B2	
90 Supersteer	TNFA				●			B1	19

MODELO DE TRACTOR	serie	MODELO DE PALA						serie 300	OBS.
		te7	te8	te9	te10	te20	te30		
90 F	TD4		●					B00	
90	TD5				●				
95	TD				●			B1	
95	TDD				●			B1	
95	TDD				●			B1	31
95	TNA				●			B1	1
95	TNDA				●			B1	
95 Supersteer	TNFA				●			B1	19
95 Supersteer	TNNA				●			B1	19
95	TNNA			●				B0	
95	TNVA			●				B0	
95 N EJE NORMAL	T4			●				B0	18-24-25
95 F	T4				●			B1	18-24-25
95 LP	T4			●				B0	18-24-25
95 DUAL COMMAND	T5				●			B2	
95 ELECTRO COMMAND	T5				●			B1	
95	TD5				●			B1-B2	
95 T4	TD5				●			B1	
95 ST ELEVADO	TD5				●			B1	
100	TLA				●			B2	
100	TSA					●		B2	7-61
100 ST-DT	TL				●			B1	
100 ST-DT	TS					●		B2	
105 F	T4				●			B1	18-24-25
105 LP	T4			●				B0	18-24-25
105 DUAL COMMAND	T5				●			B2	
105 ELECTRO COMMAND	T5				●			B1	
105	TD5				●			B1-B2	
105 T4	TD5				●			B1	
110	TS					●		B2	
110	TSA					●		B2	7-16-61
110 ST-DT	TS					●		B2	
115	TM					●		B3	
115 Supersteer	TSA					●		B3	7-19-23-61
115 Supersteer	TM						●	B4	19-60
115	TS					●		B3	
115	TSA					●		B3	7-16-23-61
115 MULTIFUNCION Julio2014	T4				●			B1	18-24-25
115 DUAL COMMAND	T5				●			B2	
115 ELECTRO COMMAND	T5				●			B1	
115	TD5				●			B1-B2	
115 T4	TD5				●			B1	
120	TS					●		B2	
120	T6					●		B3	
120	TM						●	B3	
120 Supersteer	TM						●	B4	19-60
125	TM						●	B3	
125 Supersteer	TSA						●	B4	7-19-23-61
125 Supersteer	TM						●	B4	19-60
125	TSA						●	B3	7-16-23-61
130	TM						●	B3	
130 Supersteer	TM						●	B4	19-60
135	TVT						●	B4	16-18
135	TM						●	B4	18
135 Supersteer	TM						●	B4	19-60
135	TSA						●	B3	16
135 Supersteer	TSA						●	B4	19-23-61
140	T6					●		B3	
140	TM						●	B4	18
140 Supersteer	TM						●	B4	19-60

MODELO DE TRACTOR	serie	MODELO DE PALA						serie 300	OBS.
		te7	te8	te9	te10	te20	te30		
145	TVT						●	B4	18
150	T6						●	B3	
150	TM						●	B4	18
150 Supersteer	TM						●	B4	19
155	T6						●	B3	
155	TVT						●	B4	16-18
155	TM						●	B4	18
155 Supersteer	TM						●	B4	19
160	T6						●	B3	
165	T6						●	B3	
165	TM						●	B4	18
165 Supersteer	TM						●	B4	19
170 T4	T7						●	B3	16-18
170 Supersteer	T7						●	B4	19
170	TVT						●	B4	16-18
175	T6						●	B3	
175	TM						●	B4	18
175 Supersteer	TM						●	B4	19
185 T4	T7						●	B3	
185 Supersteer	T7						●	B4	19
190	TVT						●	B4	18
190	TM						●	B4	18
190 Supersteer	TM						●	B4	19
200 T4	T7						●	B3	16-18
200 Supersteer	T7						●	B4	19
210 T4	T7						●	B3	16-18
210 Supersteer	T7						●	B4	16-19
220	T7						te40	X	
235	T7						te40	X	
250	T7						te40	X	
2120	2000		te8					X	
3030	T	●						B000	18
3040	T	●						B000	18
4020 N Eje Normal	T		●					B0	
4020	T		●					B1	
4020 de Luxe	T		●					B1	42
4020 F	TD	●						B00	
4030 Eje Normal	T		●					B0	
4030	T		●					B1	
4030 de Luxe	T		●					B1	42
4030 F	TD	●						B00	
4040 Eje Normal	T		●					B0	
4040	T			●				B1	
4040	TD			●				B1	7-23-31
4040 F Supersteer	T			●				B1	19
4040 F	TD	●						B00	
4040 de Luxe Moderno	T			●				B1	
4040 N Supersteer	T			●				B1	19
4050	T			●				B1	
4050 F Supersteer	T			●				B1	19
4050 de Luxe Moderno	T			●				B1	

MODELO DE TRACTOR	serie	MODELO DE PALA						serie 300	OBS.
		te7	te8	te9	te10	te20	te30		
4050 Supersteer	T				●			B2	19
4050	TN			●				B0	
4050 N Supersteer	T				●			B1	19
5010	T5000					●		B2	
5020	T5000					●		B2	
5030	TD				●			B1	7
5030	T5000					●		B2	
5040	TL				●			B1	
5040	T5000					●		B2	
5040 ST	TD				●			B1	
5040 ST Viñas	TD				●			B1	31
5050	TL				●			B1	
5050	T					●		B2	
5050 DT	TD					●		B1	7-23-31
5050 ST	TD					●		B1	31
5050 ST Viñas	TD					●		B1	31
5060	TL				●			B1	
5060	T5000					●		B2	
5070	T5000					●		B2	
5640	40					●		B2	
6000	TS				●			B1	
6010	T6000					●		B2	16-23-61
6020	T6000					●		B2	16-23-61
6030 Supersteer	T6000						●	B4	19-23-61
6030 RANGE COMMAND	T6000						●	B3	7-23-61
6040	T6000					●		B2	16-23-61
6050 Supersteer	T6000						●	B4	19-23-61
6050 RANGE COMMAND	T6000						●	B3	7-23-61
6060	T6000					●		B2	16-23-61
6070 Supersteer	T6000						●	B4	5-19-61
6070 RANGE COMMAND	T6000						●	B3	7-5-61
6080 Supersteer	T6000						●	B4	5-19-61
6080 RANGE COMMAND	T6000						●	B3	5-16-18-61
6090 LARGO RANGE COMMAND	T6000						●	B4	5-18-61
6640	40					●		B2	
7030 Standard-Supersteer	T						te40	X	19-80
7040 Standard-Supersteer	T						te40	X	19-80
7050 Standard-Supersteer	T						te40	X	19-80
7060 Standard-Supersteer	T						te40	X	19-80
7500	7000				●			B1	
7510	T7500						●	B4	16
7520 Standard-Supersteer	T7500						●	B4	16-19
7530 Standard-Supersteer	T7500						●	B4	16-19
7540 Standard-Supersteer	T7500						●	B4	16-19
7550 Standard-Supersteer	T7500						●	B4	16-19
7630	7000				●			B1	
7740	40					●		B2	
7840	40						●	B3	
8240	40						●	B3	
8340	40						●	B3	
8560	60						●	B4	61

OBSERVATIONS

- 1 - Specify exhaust pipe type (from bottom up, from top to bottom, side).
- 5 - Specify front axle type.
- 7 - With original three-point, fit an upper arm.
- 9 - Specify if the tractor has a cab of origin.
- 16 - Specify if the tractor has a front hitch of origin.
- 18 - Shock absorber is recommended.
- 19 - Shock adsorber is compulsory.
- 23 - The specified loader model can be adapted without counterweights.
- 24 - State type of chassis.
- 25 - Specify chassis number.
- 31 - Supplement supply for exhaust pipe modification.
- 42 - Specify front wheels inside width.
- 60 - Specify if the hydraulic circuit is Load Sensing.
- 61 - Specify if the tractor has Open circuit or Closed circuit.
- 80 - Mandatory for "evolution serie".



EXPORT AMERICA / ASIA / OCEANIA

Contact: Sergio Alonso
Tels: +34 983 33 80 99
Fax: +34 983 37 71 60
Movil: +34 690 13 30 10
e-mail: salonso@tenias.com

EXPORT EUROPE / RUSSIA

Contact: Victor Dominguez
Tels: +34 954 51 15 44 / +34 954 51 16 45
Fax: +34 954 99 90 88
Movil: +34 670 63 92 59
e-mail: vdominguez@tenias.com


EXPORT AFRICA / ORIENTE MEDIO

Contact: Fernando Burgos
Tel. +34 983 33 80 99
Fax: +34 983 37 71 60
Movil: +34 636 97 57 65
e-mail: fburgos@tenias.com

HEAD OFFICE AND FACTORY

Pol. Ind. Valdeferrín, c/3 - Pcla. 91
50600 EJEA DE LOS CABALLEROS (Zaragoza-España)
Tel. +34 976 67 71 50
Fax +34 976 66 12 15
e-mail: tenias@tenias.com - www.tenias.com

Authorized dealer



tenías

FÁBRICA Y OFICINAS CENTRALES

Pol. Ind. Valdeferrín, c/3 - Pcla. 91
50600 EJEA DE LOS CABALLEROS (Zaragoza-España)
Tel. +34 976 67 71 50
Fax +34 976 66 12 15
e-mail: tenias@tenias.com - www.tenias.com